


# THIRD GRADE SUMMER PACKET



# My Bean Plant

by Rachelle Kreisman



My grandfather loves to grow plants. He raises vegetables and fruits, and he takes great care of all of them. Last week, Grandpa gave me some green bean seeds. Now I can grow my own green bean plant.

I brought my seeds home and showed my mom. She helped me get my green bean project ready. First, we put some soil in a pot. Then we planted a few seeds. I remembered that Grandpa told me that plants depend on water and sunlight to grow. So I put the pot in a sunny spot by the window, and I added some water.

---

I checked on my plant every day. When the soil felt dry, I added more water. Today, I saw a tiny stem. The plant is growing! Over the next few weeks, more stems and leaves will grow. Then flowers will grow, too.

What am I most excited about? I cannot wait to eat the beans! I think they will taste even better because I grew them myself.

Name: \_\_\_\_\_ Date: \_\_\_\_\_

1. What did Grandpa give to the main character?

- A. some green beans
- B. green bean seeds
- C. a fully-grown bean plant

2. The main character planted the seeds, put the pot in a sunny spot, and added water. What was the effect of these actions?

- A. The soil got dry right away.
- B. A tiny stem grew after some time.
- C. The seeds quickly turned into green beans.

3. Read these sentences from the text.

"I put the pot in a sunny spot by the window, and I added some water.

"I checked on my plant every day. When the soil felt dry, I added more water. Today, I saw a tiny stem. The plant is growing!"

What conclusion can you draw from this evidence?

- A. The main character has taken care of many different plants in the past.
- B. The main character is doing a good job of taking care of the bean plant.
- C. The main character doesn't really care about the bean plant.

4. Read these sentences from the text.

"I cannot wait to eat the beans! I think they will taste even better because I grew them myself."

Why might the main character think the beans will taste even better because he or she grew them?

- A. because the main character normally hates the taste of green beans
- B. because the main character is way better at growing plants than Grandpa
- C. because the main character put work into taking care of the beans

5. What is the main idea of this story?

- A. The main character takes care of a green bean seed and helps it start growing into a plant.
  - B. The main character's grandfather loves to grow vegetables, and he takes great care of all his plants.
  - C. The main character is excited to eat green beans because they are a tasty vegetable.
-

6. Read these sentences from the text.

"I remembered that Grandpa told me that plants depend on water and sunlight to grow. So I put the pot in a sunny spot by the window, and I added some water.

"I checked on my plant every day. When the soil felt dry, I added more water. Today, I saw a tiny stem. The plant is growing!"

Based on this text, what does the phrase "depend on" most closely mean?

- A. need
- B. like
- C. change

7. Read these sentences from the text.

"I remembered that Grandpa told me that plants depend on water and sunlight to grow. So I put the pot in a sunny spot by the window, and I added some water."

Now read this sentence about the same information. Then, choose the answer that completes the sentence without changing the meaning from the story.

I put the pot in a sunny spot by the window, and I added some water \_\_\_\_\_ Grandpa told me that plants depend on water and sunlight to grow.

- A. so
- B. because
- C. but

8. What do plants need so they can grow?


9. What are two things the main character did to the bean plant to help it grow?

10. What would happen to the bean plant if the main character forgot to give it water? Use evidence from the text to support your answer.

---

# When Will We Have Flying Cars?

by Linda Ruggieri



People have been trying to build a flying car for a long time. So far, no one has been able to get a car off the ground safely. But engineers keep trying!

One problem is that flying cars need wings. The wings must be designed so they will not stick out into other lanes of the road. Engineers are looking for solutions to that problem.

Two kinds of flying cars are being developed that may solve the problem. One type is called *the Transition*. It has rotating blades that spin and lift the car. Those blades fold flat against the sides when the car is on the ground.

Another kind is named the *Skycar*. It has large propellers. These propeller wings fold up and can be packed in the car's trunk.

Flying cars will not just fly up from the road. They will have to take off from

an airport runway. Still, some people are eager to have one of their own. Nobody is sure when flying cars will be available, but one company already has a hundred customers waiting for one.

So fasten your seat belts, and get ready for takeoff. Someday, cars may be on the road *and* in the air!

Name: \_\_\_\_\_ Date: \_\_\_\_\_

1. Which people are trying to build flying cars?

- A. engineers
- B. airplane pilots
- C. racecar drivers

2. What is a main problem engineers are trying to solve to make flying cars?

- A. Flying cars need wings that will not stick out into other lanes of the road.
- B. Flying cars need to have a special kind of gas to be able to fly.
- C. Flying cars need to be able to fly up into the air straight from the road.

3. It is difficult to make a flying car that can be used safely.

What evidence from the text supports this conclusion?

- A. Two kinds of flying cars are being developed that may solve the problem.
- B. One company already has a hundred customers waiting for a flying car.
- C. So far, no one has been able to get a car off the ground safely.

4. Read these sentences from the text.

"People have been trying to build a flying car for a long time. [...] Nobody is sure when flying cars will be available, but one company already has a hundred customers waiting for one."

What can you conclude based on this evidence?

- A. Engineers are very close to inventing a flying car.
- B. Many people are excited about flying cars.
- C. People are not interested in cars that can fly.

5. What is the main idea of this article?

- A. Flying cars will need to take off from an airport runway, instead of just flying up from the road.
  - B. Engineers are trying to make flying cars, but first they have to solve the problems of flying cars by finding different solutions.
  - C. Engineers are developing a flying car called the Skycar, which has wings that can fold up and fit in the car's trunk.
-

6. Read these sentences from the text.

"One problem is that flying cars need wings. The wings must be designed so they will not stick out into other lanes of the road. Engineers are looking for solutions to that problem."

What does the word "designed" mean here?

- A. thrown away
- B. planned and built
- C. forgotten

7. Read this sentence from the text.

"Nobody is sure when flying cars will be available, but one company already has a hundred customers waiting for one."

Choose the answer that best completes the sentence below without changing the meaning of the sentence from the text.

\_\_\_\_\_ nobody is sure when flying cars will be available, one company already has a hundred customers waiting for one.

- A. So
- B. Because
- C. Even though

8. Why are wings a problem for engineers trying to design flying cars?

9. What are the two solutions engineers have found to the flying cars' wings problem?

10. Which kind of flying car is the better solution to the problem of needing wings? Why? Support your argument with evidence from the text.

---



## Seashell prefixes and Suffixes



Directions: Read each word. Underline the prefix or suffix in each word. Circle the root word.

preschool

happily

rewind

swimmer

biggest

beautiful

untied

wearable

dislike

playful

unfair

careless

farthest

rerun

preview

disappear

believable

unkind

Directions: Read the phrases below. On the line, write the new word using a prefix or suffix.

without fear

to view again

full of color

not covered

to heat before

a person who paints

not liked

the most heavy

able to comfort

without taste

## playful plural Nouns

A plural noun names more than one person, place or thing.

Directions: Read each word. write the plural form of each word. Then, choose two plural nouns. write a sentence using each.



Peach= peaches

fly=flies

pants=pants

womdn=women

foot

child

fish

deer

ox

cherry

fox

tooth

mouse

goose

wolf

dish

man

baby

Sentence 1: \_\_\_\_\_

Sentence 2: \_\_\_\_\_



# Sandy Synonyms and Antonyms

Directions: Read each word. Write a synonym for the words in the first column. Write an antonym for the words in the second column.

Synonyms=Words that have  
close to SAME meaning  
Ex: hot and scorching



Antonyms=words that have  
the OPPOSITE meaning  
Ex: dirty and clean

bucket \_\_\_\_\_

giggle \_\_\_\_\_

warm \_\_\_\_\_

hungry \_\_\_\_\_

glide \_\_\_\_\_

jump \_\_\_\_\_

silly \_\_\_\_\_

hot \_\_\_\_\_

bright \_\_\_\_\_

lost \_\_\_\_\_

build \_\_\_\_\_

sit \_\_\_\_\_

apart \_\_\_\_\_

wiggle \_\_\_\_\_

# A Day at the Beach Editing

Directions: Read each sentence. Find the spelling, grammar and punctuation mistakes. Rewrite the sentences correctly on the lines below.

on the forth of july i goed two sea the  
fireworks

---

---

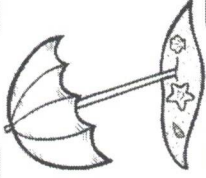
---

ashley trevor and dakota flewed on a  
plain to hawaii in the summer

---

---

---



at the beach we brot are towels bathing  
suits and sunscreen

---

---

---

why do they collect seeshells on captain  
hooks beach


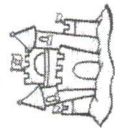
---

---

---

# Compound word Sandcastles

Directions: Draw a line to a word from the first column with a word from the second column to make a compound word. write the new word on the line.



Compound Words: two separate words, put together to make a new word

hair

book

+

=

sand

fly

+

=

soft

shell

+

=

red

boat

+

=

star

board

+

=

key

castle

+

=

make

ball

+

=

note

head

+

=

sea

shine

+

=

sail

up

+

=

sun

brush

+

=

butter

fish

+

=



## Masking Multiple Meaning words

Directions: Read the sentences below. Choose the word whose meaning fits into BOTH sentences.



1. please \_\_\_\_ your hand to speak. How much money did our class \_\_\_\_ for the field trip?  
A. collect  
B. spend  
C. raise  
D. lower
2. He had a hard \_\_\_\_ answering the questions on the test. what \_\_\_\_ will you be home from baseball practice?  
A. period  
B. time  
C. hour  
D. point
3. I will use a \_\_\_\_ to measure the plant. The people elected a new \_\_\_\_ to lead their country.  
A. king  
B. yardstick  
C. president  
D. ruler
4. My brother used a \_\_\_\_ to hit the ball. At night, I saw a \_\_\_\_ fly in the sky.  
A. owl  
B. bat  
C. stick  
D. bird
5. Diego came to my house to \_\_\_\_ after school. I am the narrator in our class \_\_\_\_.  
A. play  
B. show  
C. cook  
D. sing
6. If you get a \_\_\_\_ next to your answer it is wrong. please \_\_\_\_ to see if your homework is in your backpack.  
A. look  
B. circle  
C. mark  
D. check
7. please turn on the \_\_\_\_ so I can see. Is the feather you are holding \_\_\_\_?  
A. heavy  
B. light  
C. big  
D. switch
8. we are going on a \_\_\_\_ to Hawaii this summer. Tie your shoelace so you do not \_\_\_\_ and fall.  
A. vacation  
B. trip  
C. stumble  
D. look
9. I drank a \_\_\_\_ of soda at lunch. \_\_\_\_ you help me with my homework?  
A. will  
B. bottle  
C. glass  
D. can

## Friendly Letter Surfin'

Directions: Read the friendly letter below. Find and fix the mistakes in the friendly letter below. Then, use the word bank to label the letter parts.

dear julie

july 16 2013

How is your summer going? I am having so much fun! I have been going to camp three days a week. we play sports and go swimming everyday. At the end of the day, we get a popsicle. Next week, I am going on a trip with my family to florida. we are going to swim in the ocean with sea turtles. I hope your summer has been great!

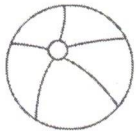


from

ashley rivers

Word Bank	
closing	greeting
body	signature
date	





# In your OPINION....



Directions: Read the prompt below. Use this page to organize your thoughts and ideas. Then write an opinion piece on the following page.

PROMPT: It is a beautiful summer day. You want to go swimming. In your opinion, would it be better to swim in a pool or swim in the ocean? Make sure to: state your opinion, give reasons for your opinion, use linking words to connect your reasons and write a conclusion.

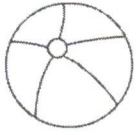
Main Idea:

Reason 1:

Reason 2:

Reason 3:

Conclusion:



In My OPINION...

A series of horizontal lines for writing, consisting of solid top and bottom lines with a dashed midline, repeated across the page.



# INFORM Me...



Directions: Read the prompt below. Use this page to organize your thoughts and ideas. Then write an informative piece on the following page.

PROMPT: Making popsicles can be a wonderful treat on a hot day! Practice making frozen popsicles. Make sure to write down step-by-step directions on how to correctly make a delicious popsicle. Make sure to: introduce your topic, provide facts and definitions to develop your topic, and write a conclusion.

Topic:

Step 1

Step 2


Step 3

Step 4

Step 5

Step 6

Conclusion:



INFORM Me...



A series of 10 sets of horizontal lines for writing. Each set consists of a solid top line, a dashed middle line, and a solid bottom line, providing a guide for letter height and placement.

# Addition and Subtraction Match Up

Directions: Draw a line to match each problem with its sum or difference.

A.  $8+2=$

13

$3+5=$

10

$5+7=$

17

$8+9=$

12

$6+7=$

8

B.  $8+10=$

14

$1+5=$

6

$7+7=$

9

$11+9=$

18

$6+3=$

20

C.  $0+9=$

14

$6+6=$

7

$10+4=$

12

$4+3=$

9

$8+8=$

16

D.  $14-10=$

8

$15-3=$

4

$17-9=$

6

$18-9=$

12

$13-7=$

9

E.  $16-11=$

18

$14-1=$

13

$18-0=$

8

$17-8=$

5

$16-8=$

9

F.  $12-10=$

4

$15-5=$

10

$10-9=$

3

$6-3=$

1

$9-5=$

2

G.  $10+2=$

8

$17-9=$

12

$15-8=$

10

$6+4=$

15

$8+7=$

7

H.  $15-11=$

17

$14+3=$

9

$19-9=$

10

$5+4=$

16

$9+7=$

4

I.  $11-4=$

11

$9+9=$

9

$12-3=$

7

$5+6=$

18

$2+4=$

6

# waves of Numbers 50-99

Directions: write the numbers to 99. Start at 50.

50									
	61					55			
			73						
							87		
		92							

Use the chart to answer each question.

A. what are the EVEN numbers between 60 and 70?

60, \_\_\_\_\_, \_\_\_\_\_, \_\_\_\_\_, 70

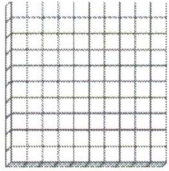


B. what are the odd numbers between 81 and 91?

81, \_\_\_\_\_, \_\_\_\_\_, \_\_\_\_\_, 91

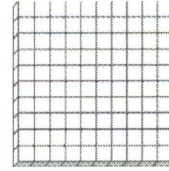
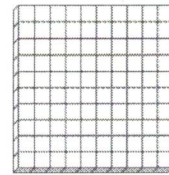
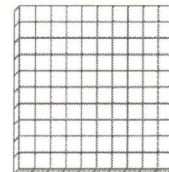
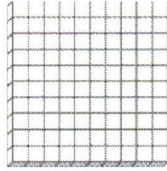
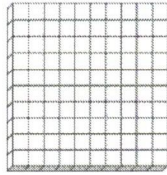
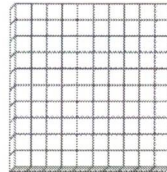
C. what is the next EVEN number after 96? \_\_\_\_\_

# Buckets of Base 10

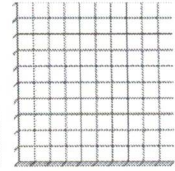
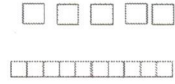


Directions: write how many hundreds, tens and ones. Then write the number.



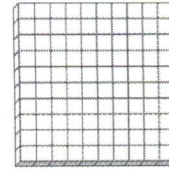
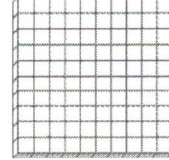
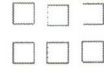
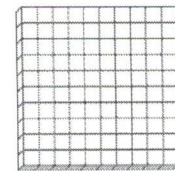


hundreds \_\_\_\_\_  
tens \_\_\_\_\_  
ones \_\_\_\_\_  
what number? \_\_\_\_\_



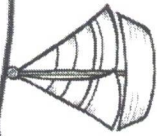
hundreds \_\_\_\_\_  
tens \_\_\_\_\_  
ones \_\_\_\_\_  
what number? \_\_\_\_\_



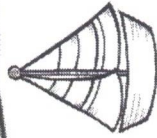
hundreds \_\_\_\_\_  
tens \_\_\_\_\_  
ones \_\_\_\_\_  
what number? \_\_\_\_\_



hundreds \_\_\_\_\_  
tens \_\_\_\_\_  
ones \_\_\_\_\_  
what number? \_\_\_\_\_



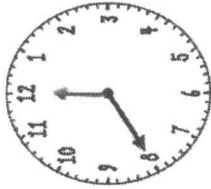
# Sailing Through Time




Directions: Look at each clock. Then write the time shown on the line.



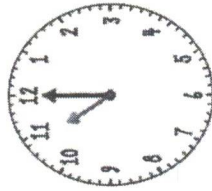
A. \_\_\_\_\_



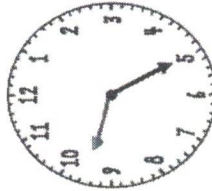
B. \_\_\_\_\_



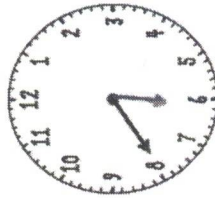
C. \_\_\_\_\_



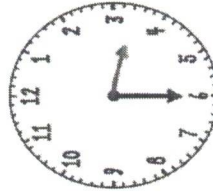
D. \_\_\_\_\_



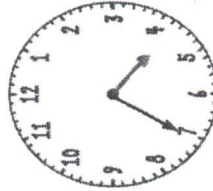
E. \_\_\_\_\_



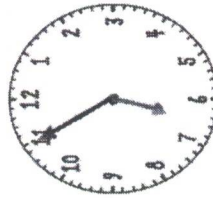
F. \_\_\_\_\_




G. \_\_\_\_\_



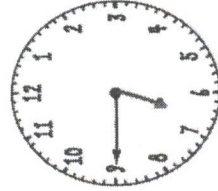
H. \_\_\_\_\_



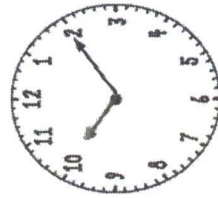
I. \_\_\_\_\_



J. \_\_\_\_\_



K. \_\_\_\_\_



L. \_\_\_\_\_

# Three Digit Addition and Subtraction without regrouping

Directions: Solve each problem. write the sum or difference.

$$\begin{array}{r} 614 \\ + 112 \\ \hline \end{array}$$

$$\begin{array}{r} 730 \\ + 233 \\ \hline \end{array}$$

$$\begin{array}{r} 864 \\ - 123 \\ \hline \end{array}$$

$$\begin{array}{r} 286 \\ - 133 \\ \hline \end{array}$$

$$\begin{array}{r} 212 \\ + 764 \\ \hline \end{array}$$

$$\begin{array}{r} 200 \\ + 300 \\ \hline \end{array}$$

$$\begin{array}{r} 576 \\ - 201 \\ \hline \end{array}$$

$$\begin{array}{r} 541 \\ + 136 \\ \hline \end{array}$$

$$\begin{array}{r} 698 \\ - 568 \\ \hline \end{array}$$

$$\begin{array}{r} 132 \\ + 121 \\ \hline \end{array}$$

$$\begin{array}{r} 572 \\ - 122 \\ \hline \end{array}$$

$$\begin{array}{r} 867 \\ + 102 \\ \hline \end{array}$$

$$\begin{array}{r} 937 \\ - 725 \\ \hline \end{array}$$

$$\begin{array}{r} 137 \\ + 621 \\ \hline \end{array}$$

$$\begin{array}{r} 542 \\ + 321 \\ \hline \end{array}$$

$$\begin{array}{r} 835 \\ + 142 \\ \hline \end{array}$$

$$\begin{array}{r} 312 \\ + 446 \\ \hline \end{array}$$

$$\begin{array}{r} 670 \\ - 240 \\ \hline \end{array}$$

$$\begin{array}{r} 938 \\ - 526 \\ \hline \end{array}$$

$$\begin{array}{r} 263 \\ - 142 \\ \hline \end{array}$$

# Three Digit Addition and Subtraction with Regrouping

Directions: Solve each problem. write the sum or difference.

$$\begin{array}{r} 245 \\ + 129 \\ \hline \end{array}$$

$$\begin{array}{r} 552 \\ + 164 \\ \hline \end{array}$$

$$\begin{array}{r} 624 \\ - 135 \\ \hline \end{array}$$

$$\begin{array}{r} 362 \\ - 213 \\ \hline \end{array}$$

$$\begin{array}{r} 368 \\ + 167 \\ \hline \end{array}$$

$$\begin{array}{r} 146 \\ + 693 \\ \hline \end{array}$$

$$\begin{array}{r} 564 \\ - 377 \\ \hline \end{array}$$

$$\begin{array}{r} 458 \\ + 227 \\ \hline \end{array}$$

$$\begin{array}{r} 950 \\ - 108 \\ \hline \end{array}$$

$$\begin{array}{r} 173 \\ + 281 \\ \hline \end{array}$$

$$\begin{array}{r} 528 \\ - 134 \\ \hline \end{array}$$

$$\begin{array}{r} 180 \\ + 350 \\ \hline \end{array}$$

$$\begin{array}{r} 437 \\ - 129 \\ \hline \end{array}$$

$$\begin{array}{r} 439 \\ + 127 \\ \hline \end{array}$$

$$\begin{array}{r} 374 \\ + 217 \\ \hline \end{array}$$

$$\begin{array}{r} 224 \\ + 538 \\ \hline \end{array}$$

$$\begin{array}{r} 569 \\ + 146 \\ \hline \end{array}$$

$$\begin{array}{r} 236 \\ - 129 \\ \hline \end{array}$$

$$\begin{array}{r} 333 \\ - 224 \\ \hline \end{array}$$

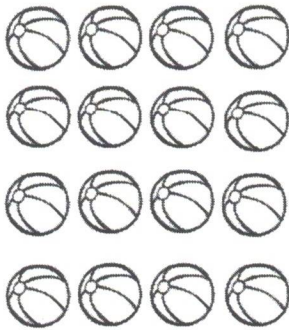
$$\begin{array}{r} 519 \\ - 287 \\ \hline \end{array}$$



# Beachside Arrays

Directions: Look at each array. write the number of rows and columns. Then, write a matching multiplication sentence.

Rows




Rows: \_\_\_\_\_

Columns: \_\_\_\_\_

Multiplication Sentence: \_\_\_\_\_

$$\underline{\quad} \times \underline{\quad} = \underline{\quad}$$



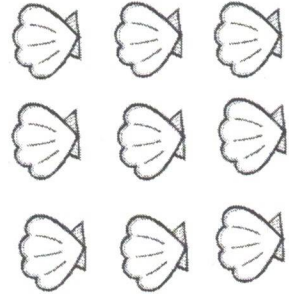
Rows: \_\_\_\_\_

Columns: \_\_\_\_\_

Multiplication Sentence: \_\_\_\_\_

$$\underline{\quad} \times \underline{\quad} = \underline{\quad}$$

Columns

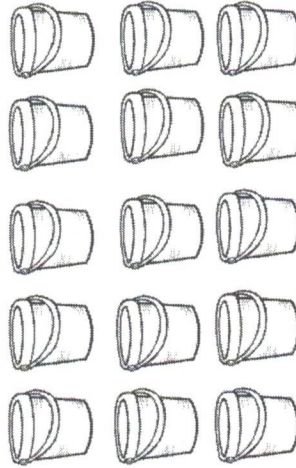


Rows: \_\_\_\_\_

Columns: \_\_\_\_\_

Multiplication Sentence: \_\_\_\_\_

$$\underline{\quad} \times \underline{\quad} = \underline{\quad}$$



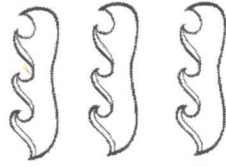
Rows: \_\_\_\_\_

Columns: \_\_\_\_\_

Multiplication Sentence: \_\_\_\_\_

$$\underline{\quad} \times \underline{\quad} = \underline{\quad}$$

Columns

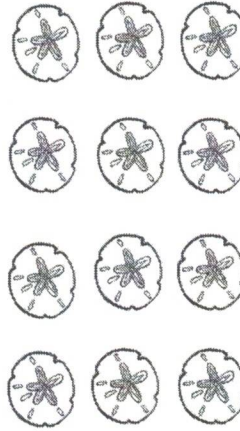


Rows: \_\_\_\_\_

Columns: \_\_\_\_\_

Multiplication Sentence: \_\_\_\_\_

$$\underline{\quad} \times \underline{\quad} = \underline{\quad}$$



Rows: \_\_\_\_\_

Columns: \_\_\_\_\_

Multiplication Sentence: \_\_\_\_\_

$$\underline{\quad} \times \underline{\quad} = \underline{\quad}$$



# Name That Number



Directions: Look at each row. write the expanded form, standard form and number word missing in each row.

Standard Form	Expanded Form	Number Word
356		
	$600+40+2$	
		two hundred sixteen
871		
		one hundred twenty
	$200+20+6$	
497		
		five hundred sixty one
	$700+50+9$	
923		



## Shovelin' word problems



Directions: Read each word problem. Write an addition or subtraction sentence for each problem. Then, solve each problem and write the sum or difference.

- A. After recess, the students read silently. Scott read 25 pages, and his friend read 14 pages. How many more pages did Scott read?
- B. Sixteen students each had to do a report. Eight students did reports on dolphins. How many students did NOT do reports on dolphins?
- C. Trent found 45 shells at the beach. Then, he found 5 more. How many shells did he find in all?
- D. There were 28 flip flops on the sand. 14 of them were pink. How many flip flops were not pink?



## Shovelin' word problems



Directions: Read each word problem. Write an addition or subtraction sentence for each problem. Then, solve each problem and write the sum or difference.

E. Jill and Ted went to the beach. They looked for sand crabs. Jill found 145 sand crabs, and Ted found 211. How many sand crabs did they find in all?

F. We went on a trip during the summer. The first day, we drove 246 miles, and on the second day, we drove 452 miles. How many more miles did we drive on the second day?

G. There were 16 people walking to the beach and 32 people jogging. How many people were going to the beach in all?

H. Kirk had 2 coolers filled with drinks. One cooler had 24 drinks. The second cooler at 53 drinks. How many more drinks were in the second cooler?

# PRACTICE FACTS !!

## Multiplication Facts 0-12

$0 \times 0 = 0$ $0 \times 1 = 0$ $0 \times 2 = 0$ $0 \times 3 = 0$ $0 \times 4 = 0$ $0 \times 5 = 0$ $0 \times 6 = 0$ $0 \times 7 = 0$ $0 \times 8 = 0$ $0 \times 9 = 0$ $0 \times 10 = 0$ $0 \times 11 = 0$ $0 \times 12 = 0$	$1 \times 0 = 0$ $1 \times 1 = 1$ $1 \times 2 = 2$ $1 \times 3 = 3$ $1 \times 4 = 4$ $1 \times 5 = 5$ $1 \times 6 = 6$ $1 \times 7 = 7$ $1 \times 8 = 8$ $1 \times 9 = 9$ $1 \times 10 = 10$ $1 \times 11 = 11$ $1 \times 12 = 12$	$2 \times 0 = 0$ $2 \times 1 = 2$ $2 \times 2 = 4$ $2 \times 3 = 6$ $2 \times 4 = 8$ $2 \times 5 = 10$ $2 \times 6 = 12$ $2 \times 7 = 14$ $2 \times 8 = 16$ $2 \times 9 = 18$ $2 \times 10 = 20$ $2 \times 11 = 22$ $2 \times 12 = 24$	$3 \times 0 = 0$ $3 \times 1 = 3$ $3 \times 2 = 6$ $3 \times 3 = 9$ $3 \times 4 = 12$ $3 \times 5 = 15$ $3 \times 6 = 18$ $3 \times 7 = 21$ $3 \times 8 = 24$ $3 \times 9 = 27$ $3 \times 10 = 30$ $3 \times 11 = 33$ $3 \times 12 = 36$	$4 \times 0 = 0$ $4 \times 1 = 4$ $4 \times 2 = 8$ $4 \times 3 = 12$ $4 \times 4 = 16$ $4 \times 5 = 20$ $4 \times 6 = 24$ $4 \times 7 = 28$ $4 \times 8 = 32$ $4 \times 9 = 36$ $4 \times 10 = 40$ $4 \times 11 = 44$ $4 \times 12 = 48$
$5 \times 0 = 0$ $5 \times 1 = 5$ $5 \times 2 = 10$ $5 \times 3 = 15$ $5 \times 4 = 20$ $5 \times 5 = 25$ $5 \times 6 = 30$ $5 \times 7 = 35$ $5 \times 8 = 40$ $5 \times 9 = 45$ $5 \times 10 = 50$ $5 \times 11 = 55$ $5 \times 12 = 60$	$6 \times 0 = 0$ $6 \times 1 = 6$ $6 \times 2 = 12$ $6 \times 3 = 18$ $6 \times 4 = 24$ $6 \times 5 = 30$ $6 \times 6 = 36$ $6 \times 7 = 42$ $6 \times 8 = 48$ $6 \times 9 = 54$ $6 \times 10 = 60$ $6 \times 11 = 66$ $6 \times 12 = 72$	$7 \times 0 = 0$ $7 \times 1 = 7$ $7 \times 2 = 14$ $7 \times 3 = 21$ $7 \times 4 = 28$ $7 \times 5 = 35$ $7 \times 6 = 42$ $7 \times 7 = 49$ $7 \times 8 = 56$ $7 \times 9 = 63$ $7 \times 10 = 70$ $7 \times 11 = 77$ $7 \times 12 = 84$	$8 \times 0 = 0$ $8 \times 1 = 8$ $8 \times 2 = 16$ $8 \times 3 = 24$ $8 \times 4 = 32$ $8 \times 5 = 40$ $8 \times 6 = 48$ $8 \times 7 = 56$ $8 \times 8 = 64$ $8 \times 9 = 72$ $8 \times 10 = 80$ $8 \times 11 = 88$ $8 \times 12 = 96$	$9 \times 0 = 0$ $9 \times 1 = 9$ $9 \times 2 = 18$ $9 \times 3 = 27$ $9 \times 4 = 36$ $9 \times 5 = 45$ $9 \times 6 = 54$ $9 \times 7 = 63$ $9 \times 8 = 72$ $9 \times 9 = 81$ $9 \times 10 = 90$ $9 \times 11 = 99$ $9 \times 12 = 108$
$10 \times 0 = 0$ $10 \times 1 = 10$ $10 \times 2 = 20$ $10 \times 3 = 30$ $10 \times 4 = 40$ $10 \times 5 = 50$ $10 \times 6 = 60$ $10 \times 7 = 70$ $10 \times 8 = 80$ $10 \times 9 = 90$ $10 \times 10 = 100$ $10 \times 11 = 110$ $10 \times 12 = 120$	$11 \times 0 = 0$ $11 \times 1 = 11$ $11 \times 2 = 22$ $11 \times 3 = 33$ $11 \times 4 = 44$ $11 \times 5 = 55$ $11 \times 6 = 66$ $11 \times 7 = 77$ $11 \times 8 = 88$ $11 \times 9 = 99$ $11 \times 10 = 110$ $11 \times 11 = 121$ $11 \times 12 = 132$	$12 \times 0 = 0$ $12 \times 1 = 12$ $12 \times 2 = 24$ $12 \times 3 = 36$ $12 \times 4 = 48$ $12 \times 5 = 60$ $12 \times 6 = 72$ $12 \times 7 = 84$ $12 \times 8 = 96$ $12 \times 9 = 108$ $12 \times 10 = 120$ $12 \times 11 = 132$ $12 \times 12 = 144$	