

JANE S. ROBERTS

K – 8 CENTER

FIRST GRADE SUMMER PACKET



NAME: _____

Ken's Big Fall

Ken was on the swing. He fell off the swing and hurt his leg. He started to cry. His teacher came and gave him a bandage. His leg felt much better.




1. What was Ken doing outside?
 - a. running
 - b. swinging
 - c. swimming
2. Where was Ken when he got hurt?
 - a. at home
 - b. at a friend's house
 - c. at school
3. A good title for this story might be
 - a. The Nice Day
 - b. A Helping Hand
 - c. The Monkey Bars

Something extra: In the space below draw and color a picture of your teacher helping you.

The Winner!

The score was tied. Tim had the ball. He scored! The buzzer rang to end the game. The Tigers won! Tim was the hero of the game!




1. What did Tim do with the ball?
 - a. He made a point.
 - b. He threw the ball away.
 - c. He hid the ball.
2. What did the sound of the buzzer mean?
 - a. It was time to end the game.
 - b. It was time to start the game.
 - c. It did not mean anything.
3. Why was Tim the hero of the game?
 - a. because Tim is nice.
 - b. because Tim made the winning point
 - c. because Tim played in the game

Something extra: In the space below draw and color a special award for Tim.

A Cup of Tea

Ann had a tea party. She had all her dolls come. She gave each doll a cookie. She gave each doll some tea. Ann helped each doll eat her cookie. Ann loved a good tea party!



1. Who was coming to Ann's tea party?
 - a. all of her friends
 - b. all of her pets
 - c. all of her dolls
2. What did she give each doll?
 - a. a cookie and tea
 - b. a cookie and milk
 - c. cake and tea
3. Why does Ann love her tea parties?
 - a. She gets to eat all the cookies.
 - b. She loves playing with her friends.
 - c. She loves to play with her tea set.

Something extra: In the space below draw and color a card asking someone special to come to a tea party. Be sure to tell when and where the party will be!

Hide-and-Seek

The sun was hiding behind the clouds. "Come out and play," said the birds to the sun. The sun came out and then hid behind the clouds again. "I am playing," said the sun. "I am playing hide-and-seek!"



1. Who did the birds want to come out and play?
 - a. the moon
 - b. the sun
 - c. the clouds
2. In the story the word seek means
 - a. to run
 - b. to look for
 - c. to hide
3. What game did the sun like to play?
 - a. tag
 - b. hide-and-seek
 - c. keep away

Something extra: At recess play a game of hide-and-seek, but don't hide a person! Instead hide something like a ball or a jump rope. Then see who can find it first. The first person to find it gets to hide it the next time.

Gone Fishing

Dad told Tom that he had to help him work. Tom helped Dad all day. Then Tom's dad said, "You were a big help!" Tom was happy when he saw his dad get the fishing poles. "Now let's help ourselves to some fish!"



1. A good title for this story might be
 - a. Work and Play
 - b. Tom Works
 - c. Dad Plays
2. What did Tom and his dad do?
 - a. ate and played
 - b. worked and fished
 - c. swam and ran
3. Why was Tom happy when his dad got the poles?
 - a. They were going to go swimming.
 - b. They were going to go eat.
 - c. They were going to go fishing.

Something extra: In the space below draw and color a picture of you and someone in your family doing something fun together.

Mine! Mine! Mine!

Ralph the raccoon was stuck. His hand would not come out of the jar. Inside his hand was a bright, blue ball. "Let go of the ball," his friend said. Ralph let go and his hand was free.



1. What was in Ralph's hand?

- a. a dime
- b. an earring
- c. a ball

2. Why was Ralph's hand stuck?

- a. because he had big hands
- b. because he was holding the ball
- c. because the jar was too small for his hand

3. How did Ralph get his hand free?


- a. He let go of the ball.
- b. He broke the jar.
- c. He did not get free.

Something extra: With your teacher's help, learn more about raccoons. You can use the Internet, an encyclopedia, or a library book. Find three facts about raccoons. Then list the three facts below.

- 1. _____
- 2. _____
- 3. _____

A Bird's View

Lee wished he could live in the trees like the birds. Lee knew what to do. He would build himself a tree house. The birds liked Lee's new tree house. Now the birds wanted to live with Lee!



1. Where did Lee want to live?
 - a. in the clouds
 - b. in the grass
 - c. in the trees
2. Which animal did Lee wish he could be?
 - a. a snake
 - b. a bird
 - c. a cat
3. How was Lee able to live in the trees?
 - a. He made a treehouse.
 - b. He made a birdhouse.
 - c. He made a doghouse.

Something extra: Wouldn't it be fun if you could fly like a bird? In the space below draw and color a picture of you with wings!

Pronouns

A **pronoun** takes the place of a noun. The words I, you, he, she, we, and they are pronouns.

Ken goes to school. He walks.

The words me, him, her, us, and them are pronouns, too.

Ken sees friends. He waves to them.

Circle a pronoun to take the place of the underlined noun or nouns.

1. Ann and I like to sing.

We Me

2. Dad is ~~cooking~~ dinner.

She He

3. The boys are playing soccer.

He They

4. I saw Sue at the game.


her she

5. Mom took Ben and me to the park.

they us


Making Sentences

Name _____



A sentence has a beginning and an ending.

Draw a line to match the beginning and ending of each sentence. Write the number in the ☐ by each picture.



1. A big flag

has two balloons.

2. The little boy

likes to eat peanuts.

3. The circus clown

is holding cotton candy.

4. The elephant


is on the circus tent.

5. The woman

is wearing funny shoes.

Writing Sentences

Name _____



A sentence always begins with a capital letter.
Write each sentence correctly.




1. the wind blew my cap.

2. let's build a snowman.



3. splashing in puddles is fun.


4. many leaves are falling.





Say the name of each picture. Print the missing vowels on the line. In the last box, draw a picture whose name has the sound of long **a**. Print the name.

1



cape

2



c n

3




r n

4




v s

5



g t

6




l k

7



b g

8



n t

9




c k

10



m l

11




g m

12



Circle the word that will finish the sentence.
Print it on the line.



1. The bus was _____.

lane
late
lake

2. Mom had to _____.

wait
wade
wake

3. Then she ran home in the _____.

rate
rake
rain

4. Mom came in by the _____.

gain
gate
game

5. She _____ me a big hug.

gave
gain
gate

6. I gave her the _____.

made
mail
make



How do you think Mom feels?

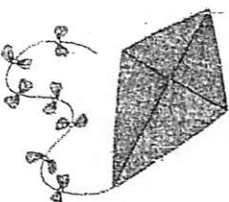


Look at the picture. Circle the word that will finish the sentence. Print it on the line.




1. **5** Jim has _____ dimes.


fine
file
five

2.  He will not get a _____.


kite
bite
bake

3.  Will he get a _____?


lie
pie
pile

4.  He waits in _____.

like
lied
line

5.  Jim has fun on the _____.

rise
ripe
ride

6.  He rides home on his _____.

take
bike
bite



Why do you think Jim chose the ride?


► Say the name of each picture. Print the missing vowels on the line. Trace the whole word.

1



r _ d _

2




p _ g _

3



d _ m _

4




f _ r _

5



l _ _

6




h _ v _

7




j _ d _

8



k _ t _

9




f _ v _

10



b _ k _

11



d _ v _


12



s _ x _


► Say the name of each picture. Circle its name.

1




tub tube

2



tub tube

3




pin pine

4




dim dime

5



cub cube

6




cub cube

7



ran rain

8




cut cute

9



rid ride

10




hat hate

11



cape cap

12




kit kite



Look at the picture. Circle the word that will finish the sentence. Print it on the line.

1.



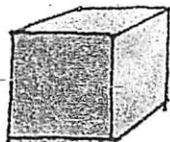
Luke has a _____.

fox
box
ox

The box looks like a

cute
cube
cub

2.



_____.

3.



He got it from _____.

rule
Sue
due

4.



Luke has a

_____ of glue in it.

tune
tub
tube

5.



He will put a

_____ in it, too.

ruler
rude
rubs

6.



Luke will take it on the

_____.

suit
bun
bus

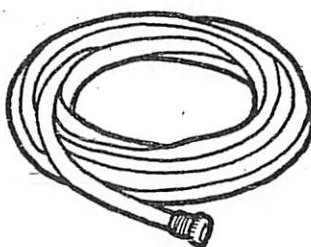
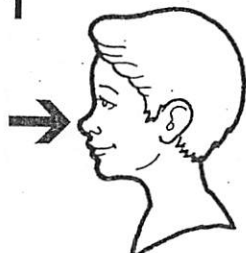


Where do you think Luke is taking the box?


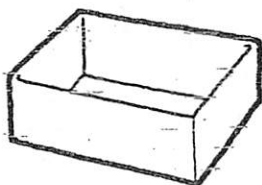


Say the names of the pictures in each row.
Color the pictures whose names rhyme.


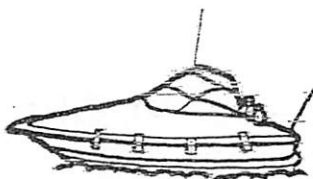
1



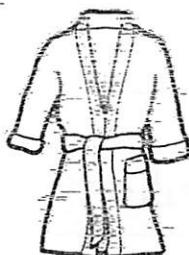

2




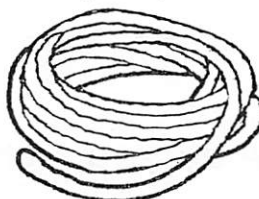
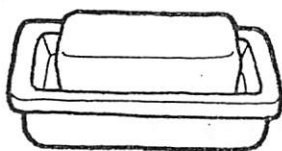
3



4



5



UNIT 3 CHECKUP

Say the name of each picture. Fill in the bubble beside the picture name.

1



- ☐ cake
- ☐ rake
- ☐ coat
- ☐ keep

2



- ☐ mile
- ☐ mail
- ☐ ruler
- ☐ mule

3



- ☐ wave
- ☐ vase
- ☐ five
- ☐ dive

4



- ☐ bone
- ☐ cone
- ☐ cane
- ☐ tune

5




- ☐ jeans
- ☐ jeep
- ☐ deep
- ☐ game

6



- ☐ sail
- ☐ seem
- ☐ rose
- ☐ ~~suit~~

7




- ☐ tie
- ☐ toe
- ☐ lie
- ☐ tire

8



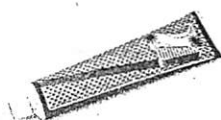
- ☐ rail
- ☐ road
- ☐ read
- ☐ rain

9



- ☐ ~~bait~~
- ☐ goat
- ☐ boat
- ☐ toad

10



- ☐ tile
- ☐ tube
- ☐ tape
- ☐ time

11



- ☐ mate
- ☐ moat
- ☐ boat
- ☐ meat

12



- ☐ rope
- ☐ soap
- ☐ pole
- ☐ robe



Circle the word that will finish the sentence. Print it on the line.

1. Sue has a _____ blue kite.

net
neat

2. The kite does _____ have a tail yet.

not
note

3. ~~Joe~~ _____ up rags to make a tail.

cuts
cute

4. ~~Then~~ they sail the _____.

kit
kite

5. Sue hopes it does not _____.

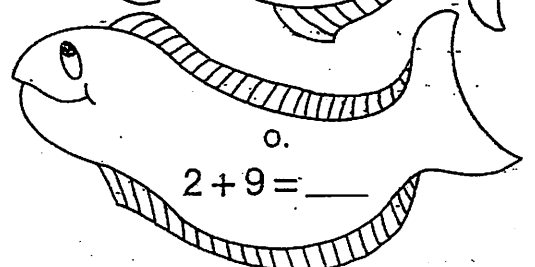
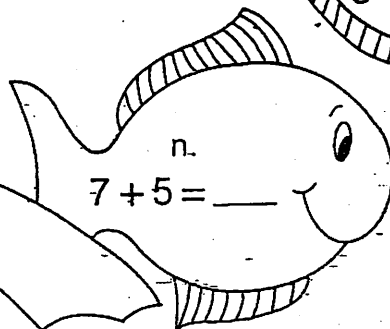
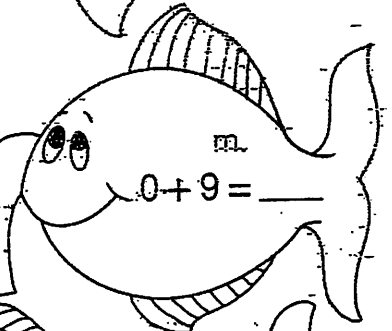
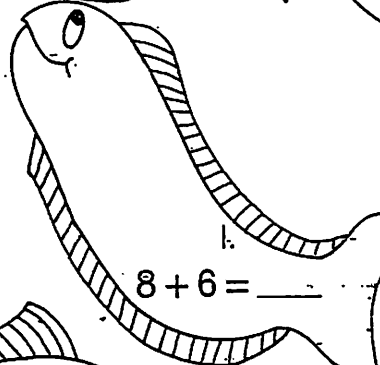

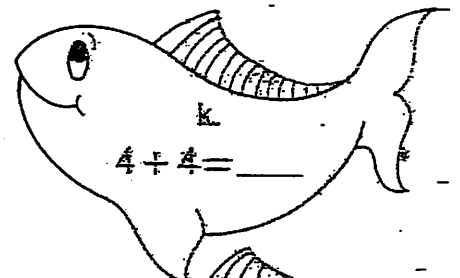
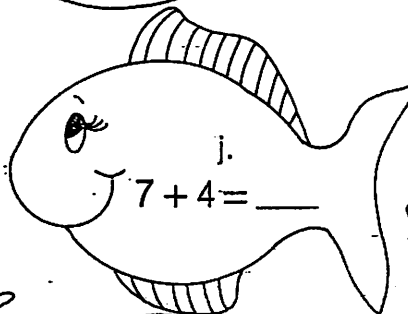

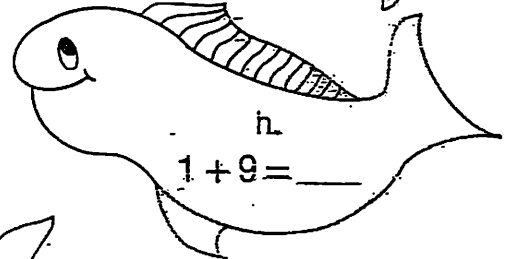
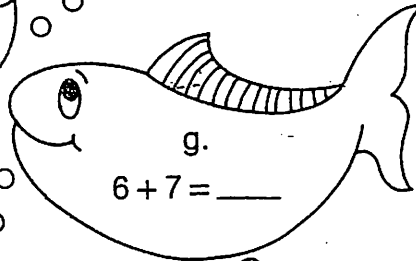
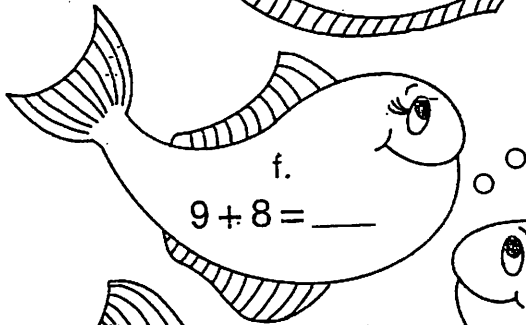
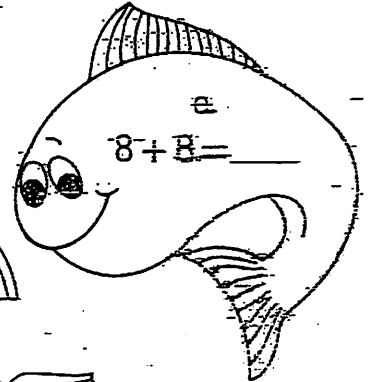
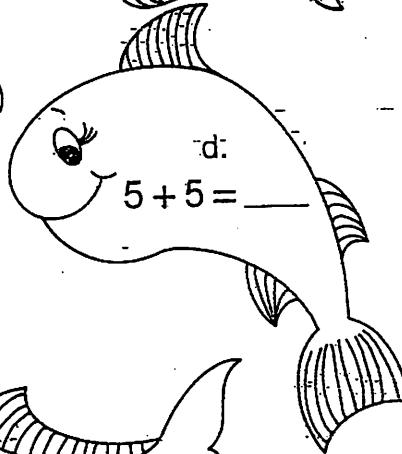
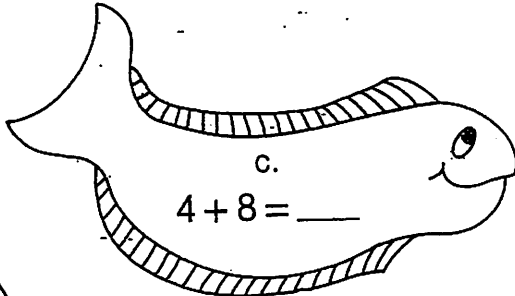
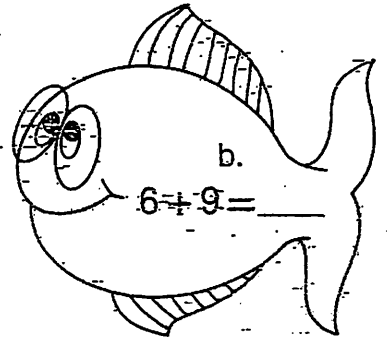
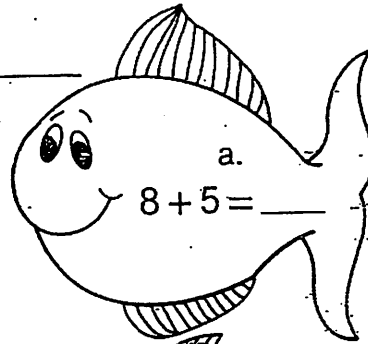
ran
rain

6. The kite is stuck in a _____ tree!

pine
pin

Name _____

Add to solve the problems.



Name _____ Addition and Subtraction Facts: 0-18

Add or subtract to solve the problems and color:

7 = blue 8 = red 9 = green 13 = yellow 14 = orange

a. $9 - 1 = \underline{\quad}$

l. $2 + 7 = \underline{\quad}$

p. $14 - 6 = \underline{\quad}$

b. $16 - 9 = \underline{\quad}$

m. $12 - 4 = \underline{\quad}$

q. $7 - 0 = \underline{\quad}$

c. $17 - 8 = \underline{\quad}$

n. $6 + 7 = \underline{\quad}$

r. $5 + 9 = \underline{\quad}$

d. $13 - 5 = \underline{\quad}$

o. $5 + 4 = \underline{\quad}$

s. $16 - 8 = \underline{\quad}$

e. $4 + 9 = \underline{\quad}$

t. $14 - 7 = \underline{\quad}$

f. $8 + 6 = \underline{\quad}$

u. $8 + 5 = \underline{\quad}$

g. $9 + 4 = \underline{\quad}$

v. $0 + 8 = \underline{\quad}$

h. $15 - 6 = \underline{\quad}$

w. $18 - 9 = \underline{\quad}$

i. $5 + 8 = \underline{\quad}$


x. $6 + 8 = \underline{\quad}$

j. $7 + 7 = \underline{\quad}$

y. $1 + 6 = \underline{\quad}$

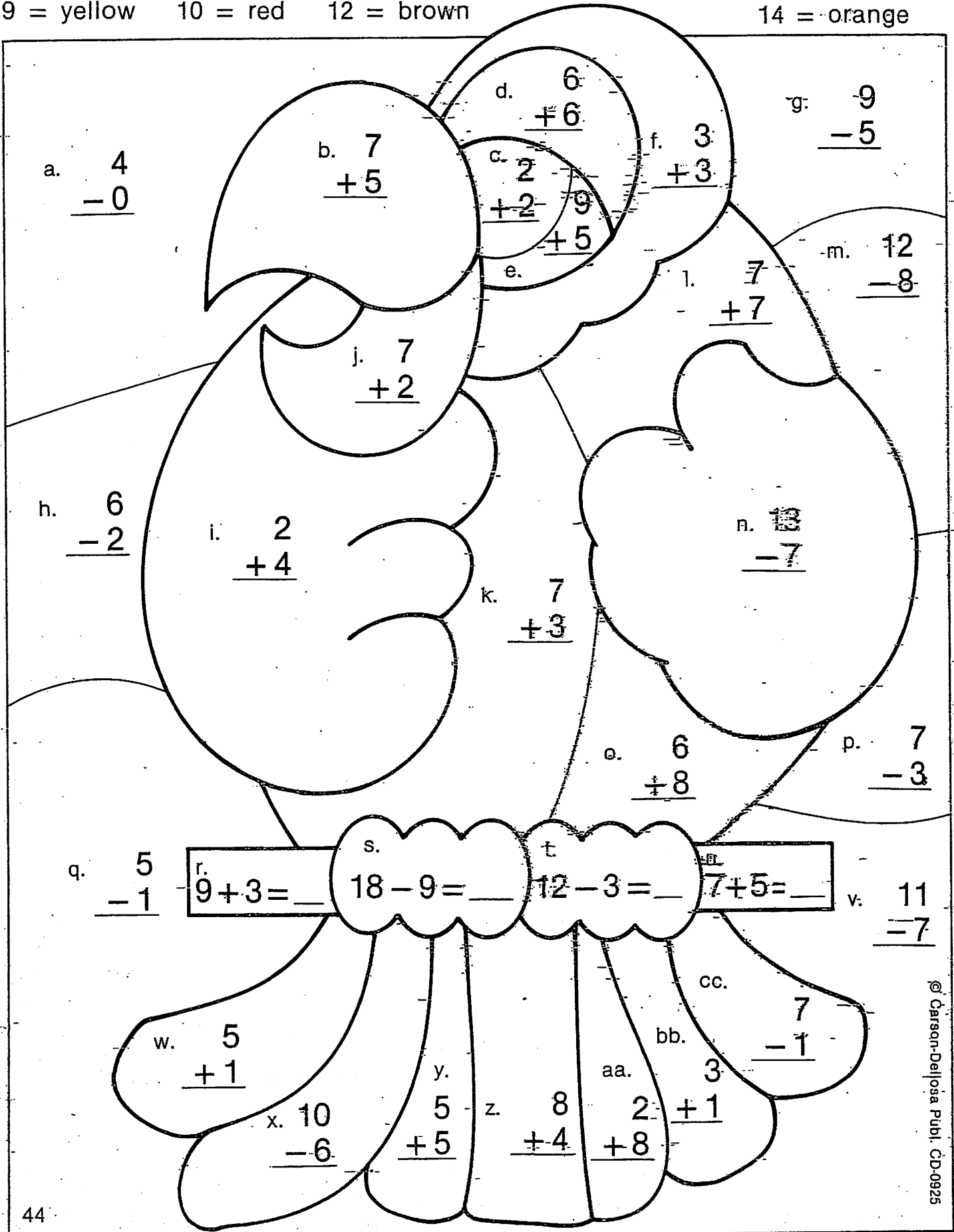
k. $15 - 8 = \underline{\quad}$

z. $14 - 5 = \underline{\quad}$



Name _____

Add or subtract to solve the problems and color: 4 = blue 6 = green
9 = yellow 10 = red 12 = brown 14 = orange



Number Order

Name _____

60 Answers Right _____

Write the number that comes after each number below:

1. 33 34 55 _____ 19 _____ 16 _____ 34 _____ 81 _____

7. 99 _____ 72 _____ 87 _____ 38 _____ 21 _____ 67 _____

13. 49 _____ 30 _____ 44 _____ 24 _____ 48 _____ 9 _____

Write the number that comes just before each number below.

19. 98 99 _____ 81 _____ 34 _____ 48 _____ ~~44~~ _____ 87

25. _____ 16 _____ 38 _____ 24 _____ 21 _____ 67 _____ 9

31. _____ 33 _____ 49 _____ 55 _____ 19 _____ 18 _____ 72

Write the missing numbers.

37. 33 _____ 36 16 _____ 19 38 _____ 41

40. 49 _____ 52 87 _____ 90 24 _____ 27

43. 19 _____ 22 44 _____ 47 21 _____ 24

46. 72 _____ 75 34 _____ 37 48 _____ 51

46. 30 _____ 33 81 _____ 84 9 _____ 12

Write the missing numbers.

52. 2, _____, 6, 8 2, 4, 8, _____ 1, 3, 5, _____

55. 3, 6, _____, 12 3, 6, 12, _____ 10, 20, _____, 40

58. 4, 8, 12, _____ 4, 8, 16, _____ 5, _____, 15, 20

Name _____


COMMON CORE STANDARD MACC.1.OA.1.1

Represent and solve problems involving addition and subtraction.

Complete the Bar Model


Complete the bar model. Write the addition sentence.

1. There are 6 birds in the nest.
Then 3 more birds join them.
How many birds are in the nest now?



6 $+$ 3 $=$ 9

2. Some sheep are in a pen.
One more sheep joins them.
Then there are 4 sheep. How many sheep were in the pen before?



 $+$ 1 $=$ 4

3. There are 2 flowers in a pot.
Some more flowers are added to the pot. Then there are 6 flowers.
How many flowers were added to the pot?



2 $+$ $=$ 6



Writing and Reasoning 2 more flowers are put in the pot in Exercise 3. How many flowers are there now? Explain.


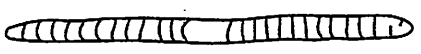
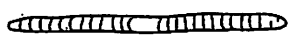




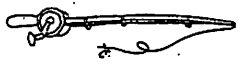




Name _____

COMMON CORE STANDARD MACC.1.MD.1.1

Measure lengths indirectly and by iterating length units.

Shortest and Longest

Order by length. Write 1, 2, or 3.

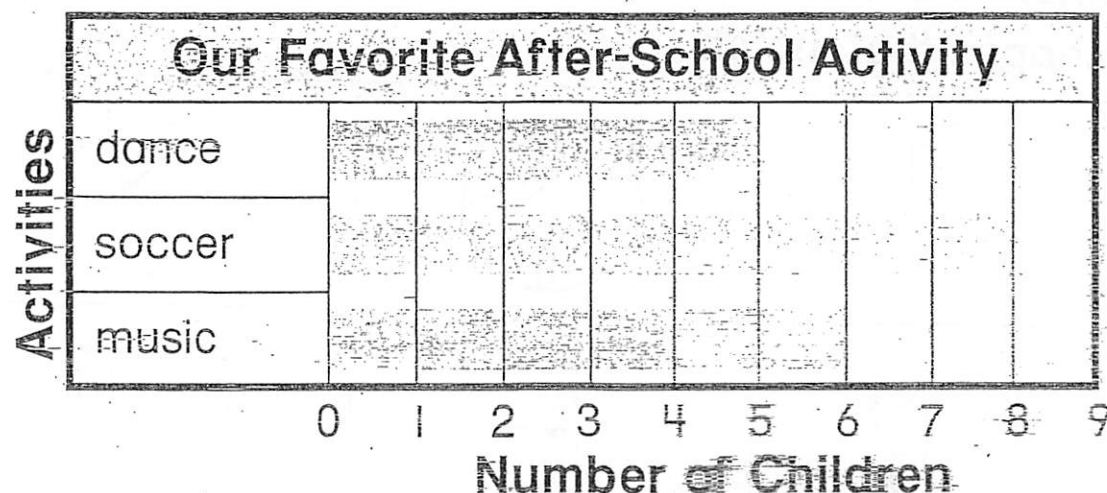
| | |
|--|---|
| <p>1. Order from shortest to longest.</p> <div style="display: flex; justify-content: space-between; align-items: center;">  <div style="text-align: center;"> <u>1</u> </div> </div> <div style="display: flex; justify-content: space-between; align-items: center;">  <div style="text-align: center;"> <u>3</u> </div> </div> <div style="display: flex; justify-content: space-between; align-items: center;">  <div style="text-align: center;"> <u>2</u> </div> </div> | <p>2. Order from longest to shortest.</p> <div style="display: flex; justify-content: space-between; align-items: center;">  <div style="text-align: center;"> <u> </u> </div> </div> <div style="display: flex; justify-content: space-between; align-items: center;">  <div style="text-align: center;"> <u> </u> </div> </div> <div style="display: flex; justify-content: space-between; align-items: center;">  <div style="text-align: center;"> <u> </u> </div> </div> |
| <p>3. Order from longest to shortest.</p> <div style="display: flex; justify-content: space-between; align-items: center;">  <div style="text-align: center;"> <u> </u> </div> </div> <div style="display: flex; justify-content: space-between; align-items: center;">  <div style="text-align: center;"> <u> </u> </div> </div> <div style="display: flex; justify-content: space-between; align-items: center;">  <div style="text-align: center;"> <u> </u> </div> </div> | <p>4. Order from shortest to longest.</p> <div style="display: flex; justify-content: space-between; align-items: center;">  <div style="text-align: center;"> <u> </u> </div> </div> <div style="display: flex; justify-content: space-between; align-items: center;">  <div style="text-align: center;"> <u> </u> </div> </div> <div style="display: flex; justify-content: space-between; align-items: center;">  <div style="text-align: center;"> <u> </u> </div> </div> |



Writing and Reasoning Draw three objects in order from **longest** to **shortest**.

Bar Graph Clues

Use the bar graph to complete each sentence.



1. _____ more children chose soccer than dance.

2. _____ fewer children chose music than soccer.

3. _____ children chose dance or music.

4. If 3 more children chose dance, then the bar graph would show _____ children for dance.




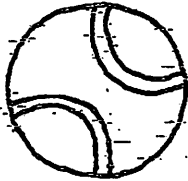

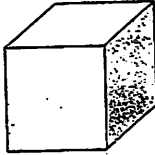

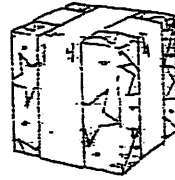
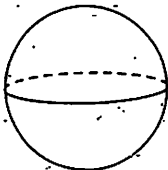


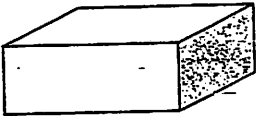
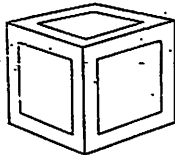

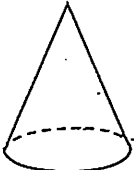


Writing and Reasoning How can you tell without counting if more children chose soccer than music? Explain.

Name _____

COMMON CORE STANDARD MACC.1.G.1.1
Reason with shapes and their attributes.


Match the Shapes

Draw lines to connect the three shapes that match.

| | | | |
|----|---|---|---|
| 1. |  |  |  |
| 2. |  |  |  |
| 3. |  |  |  |
| 4. |  |  |  |
| 5. |  |  |  |



Writing and Reasoning Circle each shape that has two or more flat surfaces.



3 Write the missing numbers to 100.

| | | | | | | | | | |
|----|----|----|----|----|----|----|----|----|----|
| 1 | 2 | | 4 | | 6 | 7 | | | |
| 11 | | 13 | 14 | | 16 | | | 19 | |
| 21 | | 23 | | 25 | 26 | | 28 | 29 | |
| | 32 | | 34 | | | | 38 | 39 | |
| 41 | 42 | | 44 | 45 | | | 48 | | 50 |
| 51 | | 53 | 54 | | | | 58 | 59 | |
| 61 | 62 | 63 | | 65 | | 67 | 68 | | |
| | 72 | | 74 | | 76 | 77 | | 79 | |
| 81 | | 83 | | 85 | | 87 | 88 | | 90 |
| 91 | 92 | | 94 | | | 97 | 98 | 99 | |

4 **Counting** Start with the number 101. Count forward. Write the missing numbers.

| | | | | | | | | | |
|-----|--|--|--|--|--|--|--|--|-----|
| 101 | | | | | | | | | |
| | | | | | | | | | 120 |

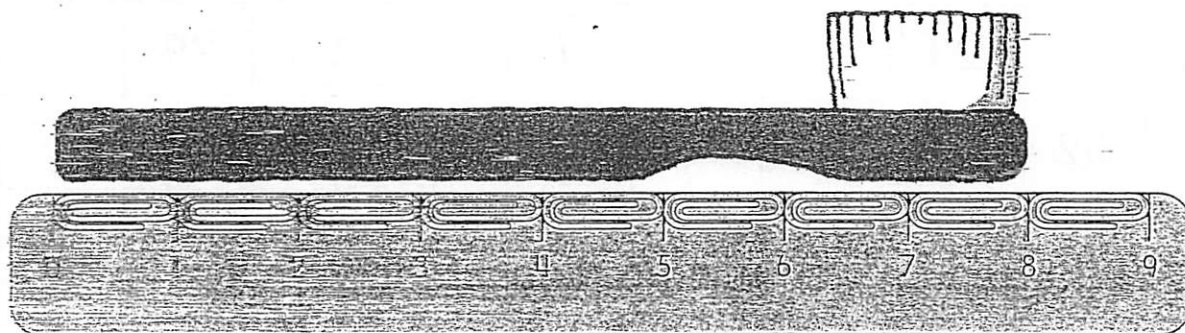
How do you know you counted correctly?

Talk about it.



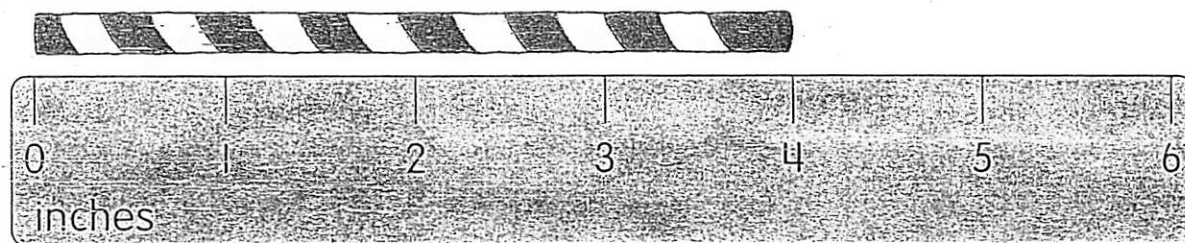
Practice

- 1 How long is the toothbrush?
Use the paper clip ruler to measure.



The toothbrush is _____ paper clips long.

- 2 How long is the straw?
Use the inch ruler to measure.



The straw is _____ inches long.